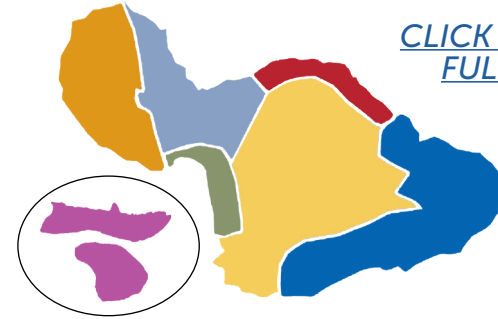


[CLICK HERE FOR THE FULL RAM REPORT](#)



SINGLE
FAMILY

CONDOMINIUMS

VACANT
LAND

	SINGLE FAMILY		CONDOMINIUM		VACANT LAND	
	Sales	Median \$	Sales	Median \$	Sales	Median \$
CENTRAL						
Central	31	\$525,500	6	\$392,000	2	\$311,750
Kahakuloa	-	-	-	-	-	-
NORTH SHORE						
Sprecklesville/Paia/Kuau	4	\$615,000	1	\$325,000	-	-
Haiku	8	\$831,500	-	-	3	\$450,000
EAST MAUI						
Hana	-	-	-	-	-	-
Kaupo	-	-	-	-	-	-
Keanae	-	-	-	-	-	-
Kipahulu	-	-	-	-	-	-
Nahiku	-	-	-	-	-	-
UPCOUNTRY						
Kula/Ulupalakua/Kanaio	11	\$660,000	-	-	4	\$695,000
Makawao/Olinda/Haliimaile	7	\$561,500	-	-	-	-
Pukalani	6	\$565,000	-	-	-	-
SOUTH SHORE						
Kihei	14	\$647,500	38	\$355,700	2	\$371,000
Maalaea	-	-	1	\$300,000	-	-
Maui Meadows	4	\$1,400,000	-	-	-	-
Wailea/Makena	-	-	12	\$682,500	-	-
WEST MAUI						
Honokohau	-	-	-	-	-	-
Kaanapali	2	\$3,750,000	13	1,140,000	4	\$405,000
Kapalua	2	\$2,425,000	1	\$835,000	-	-
Lahaina	5	\$760,000	6	\$493,073	1	\$900,000
Napili/Kahana/Honokowai	1	\$1,050,000	23	\$510,000	-	-
Olowalu	-	-	-	-	-	-
LANAI & MOLOKAI						
Lanai	3	\$510,000	-	-	-	-
Molokai	-	-	3	\$170,000	1	\$479,000

MEDIAN SALES PRICE	2016	\$610,750 ▼	\$444,450 ▼	\$439,000 ▼
	2015	\$632,625	\$475,000	\$451,000

CLOSED SALES	2016	98 ▲	104 ▼	17 ▲
	2015	86	123	16

DAYS ON MARKET	2016	91 ▼	106 ▼	118 ▼
	2015	124	108	256

VOLUME SALES	2016	\$76,436,053 ▼	\$69,569,844 ▼	\$9,865,250 ▲
	2015	\$89,088,194	\$86,914,202	\$7,528,000

*All information taken from Realtors Association of Maui. MLS Sales Data information shown herein, while not guaranteed, is derived from sources deemed reliable. Old Republic is providing this information as a free customer service and makes no warranties or representations as to its accuracy.

KAHULUI



Lydiamae Presbitero
VP, Maui Manager,
Escrow Officer



Darnell Hookano
Escrow Officer



Haley McCraney
Escrow Officer

LAHAINA



Dawn DeRego
Project Division
Manager



Dahlia Buffington
Escrow Officer

WAILEA



Deni Kawauchi
VP, Branch Manager,
Escrow Officer



Vicki Steffan
Sr. Escrow
Officer



MELISSA SALVADOR
Account Executive
MSalvador@ortc.com
Cell 808-205-1273

PATRICK KILBRIDE
Sr. Account Executive
PKilbride@ortc.com
Cell 808-264-4289





SINGLE
FAMILY

Number of Sales

2016	240	▲
2015	221	

+9%

Volume Sales

2016	\$194,118,164	▲
2015	\$193,033,715	

+1%

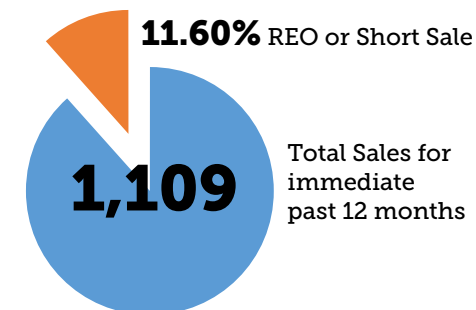
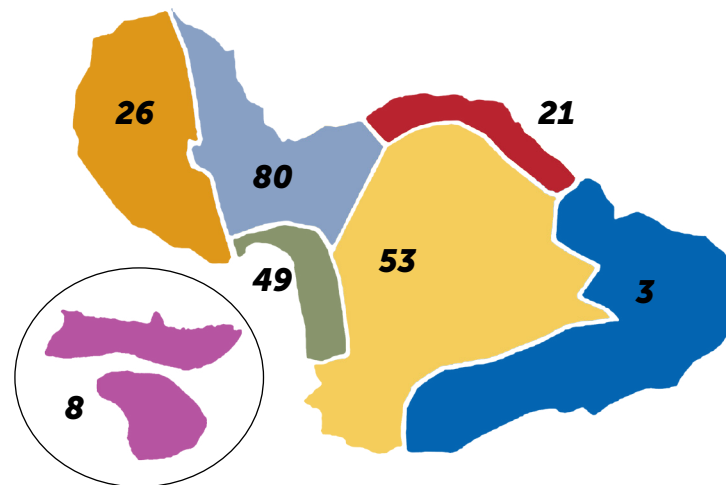
Median Sales Price

2016	\$609,500	▲
2015	\$600,000	

+2%

	Sales	1YR CHANGE	Volume \$	1YR CHANGE	Median \$	1YR CHANGE
CENTRAL						
Central	80	16%	\$44,587,031	23%	\$527,750	5%
Kahakuloa	-	-	-	-	-	-
NORTH SHORE						
Sprecklesville/ Paia/Kuau	7	17%	\$4,721,000	-25%	\$590,000	-2%
Haiku	14	-22%	\$11,611,000	-25%	\$889,000	19%
EAST MAUI						
Hana	3	0%	\$2,110,000	28%	\$650,000	30%
Kaupo	-	-	-	-	-	-
Keanae	-	-	-	-	-	-
Kipahulu	-	-	-	-	-	-
Nahiku	-	-100%	-	-100%	-	-100%
UPCOUNTRY						
Kula/Ulupalakua/ Kanaio	21	11%	\$15,512,500	-12%	\$660,000	-25%
Makawao/Olinda/ Haliimaile	18	29%	\$13,738,200	33%	\$627,500	30%
Pukalani	14	27%	\$8,353,500	32%	\$595,000	5%
SOUTH SHORE						
Kihei	38	-10%	\$24,290,899	-50%	\$607,000	-6%
Maalaea	-	-	-	-	-	-
Maui Meadows	10	150%	\$12,481,550	210%	\$1,300,000	31%
Wailea/Makena	1	-67%	\$5,500,000	35%	\$5,500,000	330%
WEST MAUI						
Honokohau	-	-	-	-	-	-
Kaanapali	4	-56%	\$11,030,000	-40%	\$1,790,000	-5%
Kapalua	5	400%	\$16,850,000	427%	\$2,700,000	-16%
Lahaina	13	86%	\$15,621,784	40%	\$720,000	-52%
Napili/Kahana/ Honokowai	4	-20%	\$3,952,700	-17%	\$996,350	1%
Olowalu	-	-100%	-	-100%	-	-100%
LANAI & MOLOKAI						
Lanai	4	-20%	\$2,074,000	11%	\$527,500	32%
Molokai	4	100%	\$1,684,000	146%	\$388,500	13%

Total Sales by Region



For Absorption Rate enthusiasts...

$$\frac{\text{ACTIVE LISTINGS}}{554} \div \frac{\text{CURRENT MONTH SALES}}{98} = 5.7 \text{ MONTHS}$$



CONDOMINIUM

Number of Sales

2016	291	▼
2015	301	

-3%

Volume Sales

2016	\$179,235,340	▼
2015	\$199,303,562	

-10%

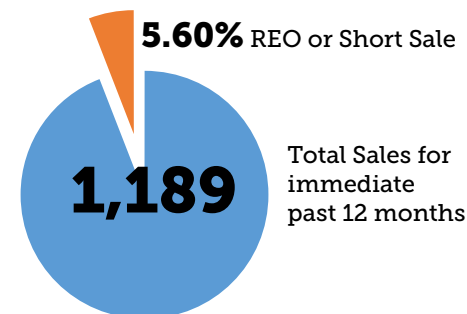
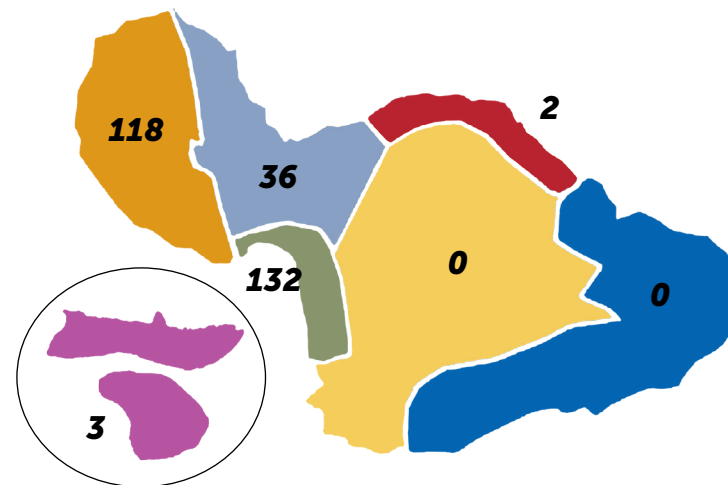
Median Sales Price

2016	\$425,000	▼
2015	\$440,000	

-3%

	Sales	1YR CHANGE	Volume \$	1YR CHANGE	Median \$	1YR CHANGE
CENTRAL						
Central	36	38%	\$11,572,200	43%	\$266,000	-15%
Kahakuloa	-	-	-	-	-	-
NORTH SHORE						
Sprecklesville/ Paia/Kuau	2	100%	\$580,000	-67%	\$290,000	-83%
Haiku	-	-	-	-	-	-
EAST MAUI						
Hana	-	-	-	-	-	-
Kaupo	-	-	-	-	-	-
Keanae	-	-	-	-	-	-
Kipahulu	-	-	-	-	-	-
Nahiku	-	-	-	-	-	-
UPCOUNTRY						
Kula/Ulupalakua/ Kanaio	-	-	-	-	-	-
Makawao/Olinda/ Haliimaile	-	-	-	-	-	-
Pukalani	-	-	-	-	-	-
SOUTH SHORE						
Kihei	93	-10%	\$43,085,653	6%	\$355,000	6%
Maalaea	13	0%	\$4,564,964	9%	\$360,000	16%
Maui Meadows	-	-	-	-	-	-
Wailea/Makena	26	-19%	\$35,552,100	-20%	\$972,500	-6%
WEST MAUI						
Honokohau	-	-	-	-	-	-
Kaanapali	25	-29%	\$36,375,000	-23%	\$1,150,000	0%
Kapalua	5	-50%	\$6,510,384	-66%	\$935,384	-13%
Lahaina	28	12%	\$14,058,565	36%	\$493,073	13%
Napili/Kahana/ Honokowai	60	30%	\$26,420,474	28%	\$435,000	4%
Olowalu	-	-	-	-	-	-
LANAI & MOLOKAI						
Lanai	-	-100%	-	-100%	-	-100%
Molokai	3	-63%	\$516,000	-32%	\$170,000	94%

Total Sales by Region



For Absorption Rate enthusiasts...

$$\frac{\text{ACTIVE LISTINGS}}{\text{CURRENT MONTH SALES}} = \text{8.8 MONTHS}$$

911 ÷ 102 = 8.8 MONTHS



VACANT
LAND

Number of Sales

2016	42	▲
2015	41	

2%

Volume Sales

2016	\$25,363,611	▲
2015	\$25,233,450	

+1%

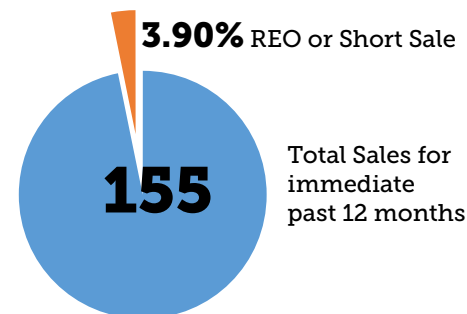
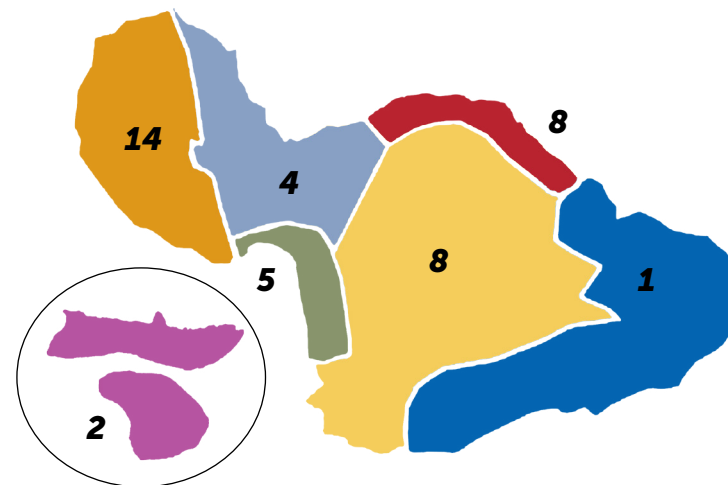
Median Sales Price

2016	\$492,000	▼
2015	\$525,000	

-6%

	Sales	1YR CHANGE	Volume \$	1YR CHANGE	Median \$	1YR CHANGE
CENTRAL						
Central	3	-50%	\$868,500	-61%	\$308,500	4%
Kahakuloa	1	0%	\$375,000	-1%	\$375,000	-1%
NORTH SHORE						
Sprecklesville/ Paia/Kuau	-	-	-	-	-	-
Haiku	8	167%	\$3,790,000	105%	\$512,500	-20%
EAST MAUI						
Hana	-	-100%	-	-100%	-	-100%
Kaupo	-	-	-	-	-	-
Keanae	-	-	-	-	-	-
Kipahulu	1	N/A	\$285,000	N/A	\$285,000	N/A
Nahiku	-	-	-	-	-	-
UPCOUNTRY						
Kula/Ulupalakua/ Kanaio	5	25%	\$4,039,000	65%	\$670,000	-6%
Makawao/Olinda/ Haliimaile	2	-33%	\$1,336,111	-57%	\$668,056	112%
Pukalani	1	-50%	\$440,000	-80%	\$440,000	-59%
SOUTH SHORE						
Kihei	5	-29%	\$2,463,500	-24%	\$372,000	-24%
Maalaea	-	-	-	-	-	-
Maui Meadows	-	-	-	-	-	-
Wailea/Makena	-	-100%	-	-100%	-	-100%
WEST MAUI						
Honokohau	-	-	-	-	-	-
Kaanapali	7	133%	\$4,557,500	156%	\$680,000	13%
Kapalua	2	N/A	\$2,375,000	N/A	\$1,187,500	N/A
Lahaina	4	33%	\$3,765,000	23%	\$882,500	-29%
Napili/Kahana/ Honokowai	1	N/A	\$415,000	N/A	\$415,000	N/A
Olowalu	-	-100%	-	-100%	-	-100%
LANAI & MOLOKAI						
Lanai	-	-	-	-	-	-
Molokai	2	-33%	\$654,000	112%	\$327,000	142%

Total Sales by Region



For Absorption Rate enthusiasts...

$$\frac{\text{ACTIVE LISTINGS}}{359} \div \frac{\text{CURRENT MONTH SALES}}{21} = 21.1 \text{ MONTHS}$$