



MAUI STATISTICS

OCTOBER 2015



PATRICK KILBRIDE
Sr. Account Executive
PKilbride@ortc.com
Cell 808-264-4289



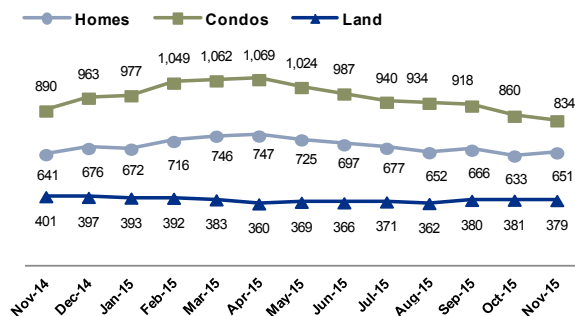
MELISSA SALVADOR
Account Executive
MSalvador@ortc.com
Cell 808-205-1273

SINGLE FAMILY RESIDENCE	2015 Units	2014 Units	2015 Median Price	2014 Median Price
Central	38	31	\$534,525	\$500,000
Haiku	10	8	\$692,500	\$567,500
Hana	0	0	\$0	\$0
Honokohau	-	-	-	-
Kaanapali	1	0	\$1,450,000	\$0
Kahakuloa	-	-	-	-
Kapalua	0	0	\$0	\$0
Kihei	10	11	\$639,500	\$719,000
Kipahulu	-	-	-	-
Kula/Ulu/Kanao	10	6	\$707,500	\$804,000
Lahaina	5	4	\$550,000	\$530,000
Lanai	1	2	\$400,000	\$412,500
Maalaea	-	-	-	-
Makawao/Olin/Halii	10	5	\$597,500	\$424,000
Maui Meadows	5	0	\$1,300,000	\$0
Molokai	1	0	\$190,000	\$0
Nahiku	-	-	-	-
Napili/Kah/Hono	2	4	\$882,500	\$720,522
Olowalu	0	0	\$0	\$0
Pukalani	7	8	\$775,000	\$602,500
Sprecks/Paia/Kuau	3	2	\$727,100	\$1,900,000
Wailea/Makena	2	3	\$2,587,500	\$2,600,000
SUMMARY	105	84	\$585,000	\$566,000

CONDOMINIUM	2015 Units	2014 Units	2015 Median Price	2014 Median Price
Central	12	18	\$318,000	\$324,000
Haiku	-	-	-	-
Hana	0	1	\$0	\$419,000
Honokohau	-	-	-	-
Kaanapali	8	11	\$935,000	\$1,000,000
Kahakuloa	-	-	-	-
Kapalua	6	3	\$1,403,888	\$850,000
Kihei	41	31	\$325,000	\$304,000
Kipahulu	-	-	-	-
Kula/Ulu/Kanao	-	-	-	-
Lahaina	12	0	\$458,645	\$0
Lanai	-	-	-	-
Maalaea	2	5	\$195,413	\$575,000
Makawao/Olin/Halii	-	-	-	-
Maui Meadows	-	-	-	-
Molokai	1	4	\$82,000	\$85,500
Nahiku	-	-	-	-
Napili/Kah/Hono	14	16	\$405,000	\$372,500
Olowalu	-	-	-	-
Pukalani	1	0	\$504,000	\$0
Sprecks/Paia/Kuau	-	-	-	-
Wailea/Makena	8	6	\$725,000	\$1,875,000
SUMMARY	105	95	\$392,900	\$419,000

LAND	2015 Units	2014 Units	2015 Median Price	2014 Median Price
Central	1	3	\$210,000	\$267,500
Haiku	4	2	\$375,000	\$417,500
Hana	0	1	\$0	\$115,000
Honokohau	-	-	-	-
Kaanapali	1	2	\$750,000	\$3,272,625
Kahakuloa	0	1	\$0	\$345,000
Kapalua	-	-	-	-
Kihei	1	0	\$235,000	\$0
Kipahulu	-	-	-	-
Kula/Ulu/Kanao	2	1	\$385,000	\$660,000
Lahaina	0	1	\$0	\$800,000
Lanai	1	0	\$1,320,000	\$0
Maalaea	-	-	-	-
Makawao/Olin/Halii	-	-	-	-
Maui Meadows	0	1	\$0	\$490,000
Molokai	2	1	\$143,000	\$147,000
Nahiku	-	-	-	-
Napili/Kah/Hono	1	0	\$975,000	\$0
Olowalu	-	-	-	-
Pukalani	1	0	\$305,000	\$0
Sprecks/Paia/Kuau	-	-	-	-
Wailea/Makena	2	1	\$4,587,500	\$850,000
SUMMARY	16	14	\$375,000	\$467,500

Active/ Pending-Continue to Show/ Contingent Status Inventory As of Nov. 10, 2015



KAHULUI



Lydiamae Presbitero
VP, Maui Manager,
Escrow Officer



Darnell Hookano
Escrow Officer



Haley McCraney
Escrow Officer

Your
Partner in
Success

LAHAINA



Dawn DeRego
Project Division
Manager



Dahlia Buffington
Escrow Officer

WALEA



Deni Kawauchi
VP, Branch Manager,
Escrow Officer



Vicki Steffan
Sr. Escrow
Officer

CURRENT ABSORPTION RATE

	OCT 2015	OCT 2014
RESIDENTIAL	6.2 months	8 months
CONDOMINIUM	8 months	9.5 months
LAND	24 months	28.6 months

Based on this month's Active/Pending-Continue to Show Contingent Status inventory divided by this month's sales.

TOTAL SALES

(for Immediate Past 12 months) % of deals from either Real Estate Owned (REO) or Short Sales (SS)

	OCT 2015	OCT 2014
RESIDENTIAL	1,063 (11.7%)	957 (13.8%)
CONDOMINIUM	1,216 (6.8%)	1,222 (7.7%)
LAND	151 (3.3%)	190 (2%)



SINGLE FAMILY RESIDENCE Year-to-Date Data

Comparing 1/1/2015 thru 10/31/2015 with 1/1/2014 thru 10/31/2014

NUMBER OF SALES

	Current YTD Sales	Year Ago YTD	Percent Change
Central	335	251	33%
Haiku	73	63	16%
Hana	8	3	167%
Kaanapali	19	23	-17%
Kahakuloa	1	0	N/A
Kapalua	10	6	67%
Kihei	126	136	-7%
Kipahulu	0	1	-100%
Kula/Ulu/Kanao	79	62	27%
Lahaina	43	44	-2%
Lanai	11	16	-31%
Makawao/Olin/Halii	50	48	4%
Maui Meadows	20	17	18%
Molokai	19	8	138%
Nahiku	2	1	100%
Napili/Kahana/ Hono	26	30	-13%
Olowalu	3	2	50%
Pukalani	56	46	22%
Sprecks/Paia/Kuau	19	20	-5%
Wailea/Makena	23	28	-18%
MAUI SUMMARY	923	805	15%

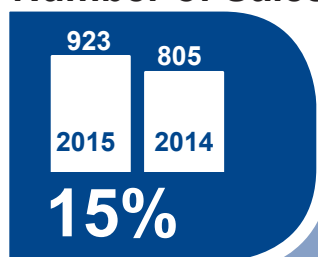
AVERAGE SALES PRICE

	Current YTD Sales	Year Ago YTD	Percent Change
Central	\$527,370	\$471,158	12%
Haiku	\$976,618	\$708,859	38%
Hana	\$901,613	\$428,333	110%
Kaanapali	\$2,029,474	\$1,844,592	10%
Kahakuloa	\$656,000	\$0	N/A
Kapalua	\$3,005,000	\$3,666,167	-18%
Kihei	\$898,515	\$794,551	13%
Kipahulu	\$0	\$500,000	-100%
Kula/Ulu/Kanao	\$924,481	\$885,694	4%
Lahaina	\$1,042,322	\$1,161,437	-10%
Lanai	\$406,273	\$1,011,875	-60%
Makawao/Olin/Halii	\$654,797	\$560,885	17%
Maui Meadows	\$1,204,394	\$1,543,488	-22%
Molokai	\$476,454	\$277,625	72%
Nahiku	\$316,250	\$233,000	36%
Napili/Kahana/ Hono	\$903,491	\$1,157,998	-22%
Olowalu	\$1,168,333	\$3,562,500	-67%
Pukalani	\$688,811	\$627,162	10%
Sprecks/Paia/Kuau	\$846,395	\$2,112,838	-60%
Wailea/Makena	\$4,338,043	\$3,343,482	30%
MAUI SUMMARY	\$875,314	\$896,392	-2%

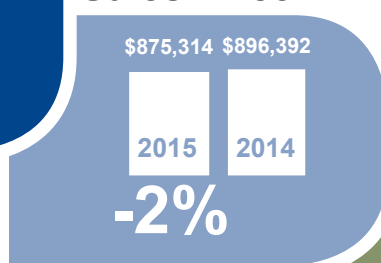
MEDIAN SALES PRICE

	Current YTD Sales	Year Ago YTD	Percent Change
Central	\$510,000	\$438,080	16%
Haiku	\$742,000	\$660,000	12%
Hana	\$594,000	\$367,000	62%
Kaanapali	\$1,875,000	\$1,675,000	12%
Kahakuloa	\$656,000	\$0	N/A
Kapalua	\$2,848,000	\$3,800,000	-25%
Kihei	\$618,500	\$597,500	4%
Kipahulu	\$0	\$500,000	-100%
Kula/Ulu/Kanao	\$730,000	\$807,500	-10%
Lahaina	\$685,000	\$735,000	-7%
Lanai	\$360,000	\$505,000	-29%
Makawao/Olin/Halii	\$508,750	\$475,000	7%
Maui Meadows	\$1,025,000	\$1,093,500	-6%
Molokai	\$246,000	\$232,000	6%
Nahiku	\$316,250	\$233,000	36%
Napili/Kahana/ Hono	\$952,500	\$750,000	27%
Olowalu	\$1,475,000	\$3,562,500	-59%
Pukalani	\$620,000	\$567,500	9%
Sprecks/Paia/Kuau	\$610,000	\$1,125,000	-46%
Wailea/Makena	\$2,700,000	\$2,354,000	15%
MAUI SUMMARY	\$585,000	\$570,000	3%

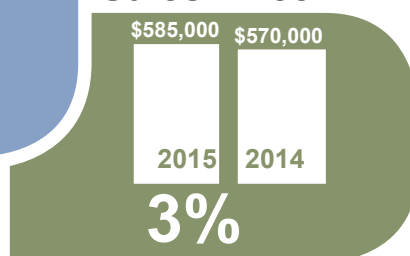
Number of Sales



Average Sales Price

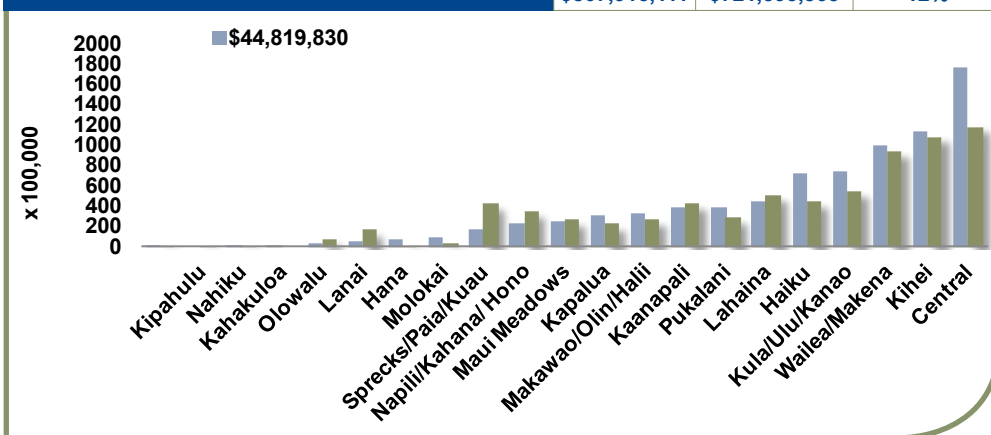


Median Sales Price



Single Family Residence Sales Volume YTD 2015 vs 2014

Total Top Dollar Volume		
2015	2014	Percent Change
\$807,915,111	\$721,595,865	12%



*All information taken from Realtors Association of Maui. MLS Sales Data information shown herein, while not guaranteed, is derived from sources deemed reliable. Old Republic is providing this information as a free customer service and makes no warranties or representations as to its accuracy.

SINGLE FAMILY RESIDENCE

CONDOMINIUM Year-to-Date Data

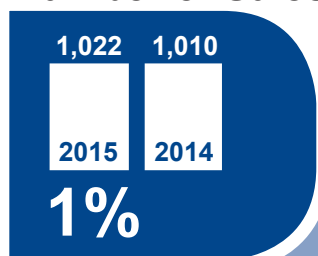
Comparing 1/1/2015 thru 10/31/2015 with 1/1/2014 thru 10/31/2014

NUMBER OF SALES			
	Current YTD Sales	Year Ago YTD	Percent Change
Central	113	135	-16%
Haiku	0	0	N/A
Hana	0	1	-100%
Kaanapali	92	136	-32%
Kapalua	34	31	10%
Kihei	376	341	10%
Lahaina	94	49	92%
Lanai	3	5	-40%
Maalaea	35	31	13%
Molokai	15	15	0%
Napili/Kahana/ Hono	162	180	-10%
Pukalani	3	1	200%
Sprecks/Paia/Kuau	2	3	-33%
Wailea/Makena	93	82	13%
MAUI SUMMARY	1022	1010	1%

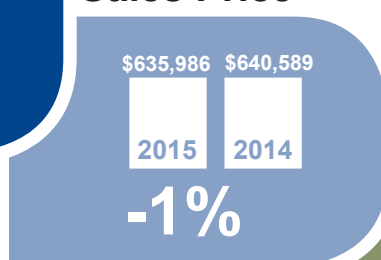
AVERAGE SALES PRICE			
	Current YTD Sales	Year Ago YTD	Percent Change
Central	\$317,468	\$293,023	8%
Haiku	\$0	\$0	N/A
Hana	\$0	\$419,000	-100%
Kaanapali	\$1,261,940	\$1,143,351	10%
Kapalua	\$1,973,039	\$2,222,161	-11%
Kihei	\$405,493	\$391,651	4%
Lahaina	\$433,686	\$474,382	-9%
Lanai	\$1,308,000	\$1,650,000	-21%
Maalaea	\$361,638	\$456,523	-21%
Molokai	\$100,567	\$113,399	-11%
Napili/Kahana/ Hono	\$441,867	\$432,877	2%
Pukalani	\$549,667	\$505,000	9%
Sprecks/Paia/Kuau	\$1,014,250	\$1,133,000	-10%
Wailea/Makena	\$1,552,044	\$1,462,343	6%
MAUI SUMMARY	\$635,986	\$640,589	-1%

MEDIAN SALES PRICE			
	Current YTD Sales	Year Ago YTD	Percent Change
Central	\$313,000	\$284,000	10%
Haiku	\$0	\$0	N/A
Hana	\$0	\$419,000	-100%
Kaanapali	\$1,025,000	\$837,450	22%
Kapalua	\$1,104,444	\$1,200,000	-8%
Kihei	\$338,500	\$315,000	7%
Lahaina	\$438,738	\$410,000	7%
Lanai	\$1,800,000	\$1,700,000	6%
Maalaea	\$325,000	\$385,000	-16%
Molokai	\$92,000	\$95,000	-3%
Napili/Kahana/ Hono	\$397,500	\$403,375	-1%
Pukalani	\$504,000	\$505,000	0%
Sprecks/Paia/Kuau	\$1,014,250	\$279,000	264%
Wailea/Makena	\$1,040,000	\$1,006,250	3%
MAUI SUMMARY	\$405,000	\$419,500	-3%

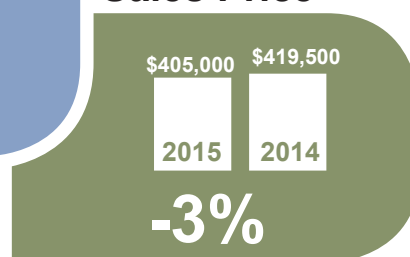
Number of Sales



Average Sales Price

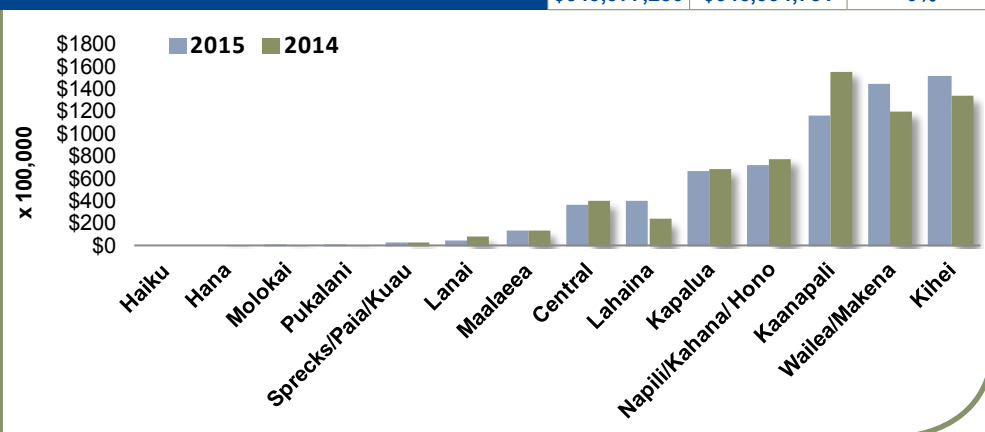


Median Sales Price



Condominium Sales Volume YTD 2015 vs 2014

Total Top Dollar Volume		
2015	2014	Percent Change
\$649,977,230	\$646,994,751	0%



NUMBER OF SALES

	Current YTD Sales	Year Ago YTD	Percent Change
Central	17	22	-23%
Haiku	20	16	25%
Hana	3	10	-70%
Honokohau	1	0	N/A
Kaanapali	13	21	-38%
Kahakuloa	1	2	-50%
Kapalua	2	3	-33%
Kaupo	1	0	N/A
Keanae	0	1	-100%
Kihei	13	14	-7%
Kula/Ulu/Kanao	17	13	31%
Lahaina	7	12	-42%
Lanai	2	0	N/A
Makawao/Olin/Halii	5	7	-29%
Maui Meadows	1	2	-50%
Molokai	10	5	100%
Nahiku	0	1	-100%
Napili/Kahana/ Hono	1	3	-67%
Olowalu	2	1	100%
Pukalanai	3	3	0%
Sprecks/Paia/Kuau	0	3	-100%
Wailea/Makena	10	5	100%
MAUI SUMMARY	129	144	-10%

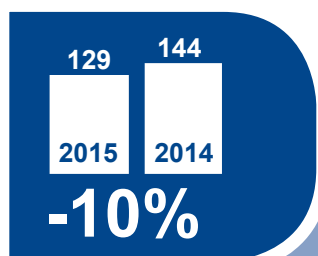
AVERAGE SALES PRICE

	Current YTD Sales	Year Ago YTD	Percent Change
Central	\$431,691	\$347,855	24%
Haiku	\$578,265	\$623,000	-7%
Hana	\$296,667	\$812,770	-63%
Honokohau	\$300,000	\$0	N/A
Kaanapali	\$666,827	\$1,166,406	-43%
Kahakuloa	\$377,000	\$972,500	-61%
Kapalua	\$2,950,000	\$2,075,000	42%
Kaupo	\$468,000	\$0	N/A
Keanae	\$0	\$1,000,000	-100%
Kihei	\$552,423	\$416,500	33%
Kula/Ulu/Kanao	\$504,191	\$530,654	-5%
Lahaina	\$620,714	\$931,167	-33%
Lanai	\$670,000	\$0	N/A
Makawao/Olin/Halii	\$714,000	\$686,071	4%
Maui Meadows	\$625,000	\$482,500	30%
Molokai	\$80,550	\$101,000	-20%
Nahiku	\$0	\$227,500	-100%
Napili/Kahana/ Hono	\$975,000	\$696,000	40%
Olowalu	\$875,000	\$805,000	9%
Pukalanai	\$818,333	\$290,000	182%
Sprecks/Paia/Kuau	\$0	\$925,000	-100%
Wailea/Makena	\$4,978,500	\$1,165,000	327%
MAUI SUMMARY	\$906,287	\$709,580	28%

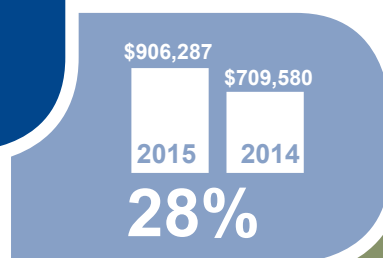
MEDIAN SALES PRICE

	Current YTD Sales	Year Ago YTD	Percent Change
Central	\$270,000	\$271,250	0%
Haiku	\$440,000	\$495,000	-11%
Hana	\$310,000	\$367,500	-16%
Honokohau	\$300,000	\$0	N/A
Kaanapali	\$635,000	\$610,000	4%
Kahakuloa	\$377,000	\$972,500	-61%
Kapalua	\$2,950,000	\$2,550,000	16%
Kaupo	\$468,000	\$0	N/A
Keanae	\$0	\$1,000,000	-100%
Kihei	\$490,000	\$323,500	51%
Kula/Ulu/Kanao	\$490,000	\$650,000	-25%
Lahaina	\$490,000	\$707,500	-31%
Lanai	\$670,000	\$0	N/A
Makawao/Olin/Halii	\$285,000	\$400,000	-29%
Maui Meadows	\$625,000	\$482,500	30%
Molokai	\$45,500	\$123,000	-63%
Nahiku	\$0	\$227,500	-100%
Napili/Kahana/ Hono	\$975,000	\$725,000	34%
Olowalu	\$875,000	\$805,000	9%
Pukalanai	\$550,000	\$230,000	139%
Sprecks/Paia/Kuau	\$0	\$900,000	-100%
Wailea/Makena	\$4,630,000	\$1,160,000	299%
MAUI SUMMARY	\$485,000	\$508,553	-5%


Number of Sales



Average Sales Price



Median Sales Price



Land Sales Volume YTD 2015 vs 2014

Total Top Dollar Volume		
2015	2014	Percent Change
\$116,911,041	\$102,179,530	14%

