



# MAUI STATISTICS

## JULY 2015



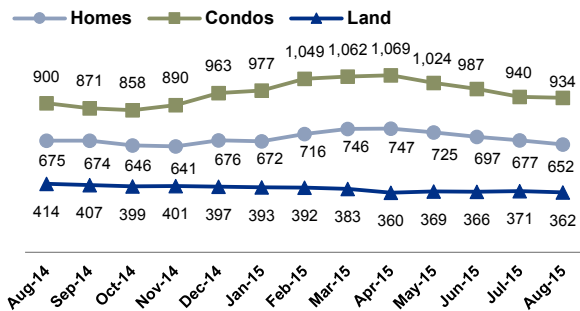
**PATRICK KILBRIDE**  
Sr. Account Executive  
PKilbride@ortc.com  
Cell 808-264-4289



**MELISSA SALVADOR**  
Account Executive  
MSalvador@ortc.com  
Cell 808-205-1273

SINGLE FAMILY RESIDENCE	2015 Units	2014 Units	2015 Median Price	2014 Median Price	CONDOMINIUM	2015 Units	2014 Units	2015 Median Price	2014 Median Price	LAND	2015 Units	2014 Units	2015 Median Price	2014 Median Price
Central	51	31	\$525,000	\$449,560	Central	11	10	\$313,000	\$207,000	Central	1	2	\$150,000	\$507,500
Haiku	10	3	\$693,500	\$685,000	Haiku	-	-	-	-	Haiku	3	4	\$225,000	\$520,000
Hana	0	1	\$0	\$367,000	Hana	-	-	-	-	Hana	1	0	\$200,000	\$0
Honokohau	-	-	-	-	Honokohau	-	-	-	-	Honokohau	0	0	\$0	\$0
Kaanapali	2	5	\$3,000,000	\$1,735,000	Kaanapali	5	7	\$1,327,000	\$764,900	Kaanapali	1	0	\$875,000	\$0
Kahakuloa	-	-	-	-	Kahakuloa	-	-	-	-	Kapalua	0	0	\$0	0
Kapalua	1	0	\$1,985,000	\$0	Kapalua	1	3	\$640,000	\$4,300,000	Keanae	0	1	\$0	\$1,000,000
Kihei	15	11	\$525,000	\$650,000	Kihei	38	24	\$333,000	\$295,000	Kihei	1	0	\$315,000	\$0
Kipahulu	-	-	-	-	Kipahulu	-	-	-	-	Kipahulu	-	-	-	-
Kula/Ulu/Kanao	15	12	\$630,000	\$797,000	Kula/Ulu/Kanao	-	-	-	-	Kula/Ulu/Kanao	3	0	\$250,000	\$0
Lahaina	3	6	\$680,000	\$627,500	Lahaina	6	10	\$336,250	\$260,000	Lahaina	0	0	\$0	\$0
Lanai	2	2	\$645,000	\$432,500	Lanai	-	-	-	-	Lanai	1	0	\$20,000	\$0
Maalaea	-	-	-	-	Maalaea	0	5	\$0	\$320,000	Maalaea	-	-	-	-
Makawao/Olin/Halii	4	5	\$579,500	\$510,000	Makawao/Olin/Halii	-	-	-	-	Makawao/Olin/Halii	0	1	\$0	\$2,400,000
Maui Meadows	3	2	\$970,000	\$1,015,000	Maui Meadows	-	-	-	-	Maui Meadows	-	-	-	-
Molokai	4	1	\$307,500	\$150,000	Molokai	1	2	\$145,000	\$92,500	Molokai	-	-	-	-
Nahiku	-	-	-	-	Nahiku	-	-	-	-	Nahiku	-	-	-	-
Napili/Kah/Hono	6	9	\$887,500	\$850,000	Napili/Kah/Hono	23	11	\$411,000	\$440,000	Napili/Kah/Hono	-	-	-	-
Olowalu	-	-	-	-	Olowalu	-	-	-	-	Olowalu	-	-	-	-
Pukalani	5	7	\$608,000	\$560,000	Pukalani	1	0	\$490,000	\$0	Pukalani	-	-	-	-
Sprecks/Paia/Kuau	2	3	\$549,250	\$519,750	Sprecks/Paia/Kuau	0	1	\$0	\$2,850,000	Sprecks/Paia/Kuau	0	1	\$0	\$1,300,000
Wailea/Makena	5	2	\$3,800,000	\$6,175,000	Wailea/Makena	8	10	\$921,000	\$975,000	Wailea/Makena	2	0	\$6,130,000	\$0
<b>SUMMARY</b>	<b>128</b>	<b>100</b>	<b>\$590,000</b>	<b>\$570,250</b>	<b>SUMMARY</b>	<b>94</b>	<b>83</b>	<b>\$394,000</b>	<b>\$375,000</b>	<b>SUMMARY</b>	<b>13</b>	<b>9</b>	<b>\$250,000</b>	<b>\$550,000</b>

### Active/ Pending-Continue to Show/ Contingent Status Inventory As of Aug. 7, 2015



KAHALUI

Lydiamae Presbitero  
VP, Maui Manager,  
Escrow Officer

Dennis Hinahara  
Consultant

Darnell Hookano  
Escrow Officer

LAHAINA

Dawn DeRego  
Project Division  
Manager

Haley McCraney  
Escrow Officer

WAILEA

Deni Kawauchi  
VP, Branch Manager,  
Escrow Officer

Vicki Steffan  
Sr. Escrow  
Officer

**Your Partner in Success**

### CURRENT ABSORPTION RATE

	JULY 2015	JULY 2014
RESIDENTIAL	5 months	6.9 months
CONDOMINIUM	9.9 months	11 months
LAND	27.8 months	46 months

Based on this month's Active/Pending-Continue to Show Contingent Status inventory divided by this month's sales.

### TOTAL SALES

(for Immediate Past 12 months) % of deals from either Real Estate Owned (REO) or Short Sales (SS)

	JULY 2015	JULY 2014
RESIDENTIAL	1,011 (12.3%)	955 (14.9%)
CONDOMINIUM	1,170 (7.4%)	1,291 (8.7%)
LAND	153 (3.3%)	214 (7.5%)

\*All information taken from Realtors Association of Maui. MLS Sales Data information shown herein, while not guaranteed, is derived from sources deemed reliable. Old Republic is providing this information as a free customer service and makes no warranties or representations as to its accuracy.

# SINGLE FAMILY RESIDENCE Year-to-Date Data

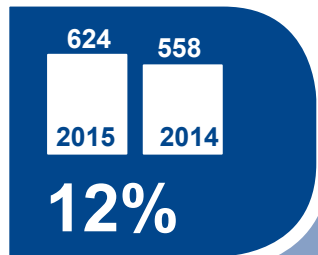
Comparing 1/1/2015 thru 7/31/2015 with 1/1/2014 thru 7/31/2014

NUMBER OF SALES			
	Current YTD Sales	Year Ago YTD	Percent Change
Central	219	167	31%
Haiku	47	38	24%
Hana	6	3	100%
Kaanapali	17	18	-6%
Kahakuloa	1	0	N/A
Kapalua	9	5	80%
Kihei	91	102	-11%
Kipahulu	0	0	N/A
Kula/Ulu/Kanao	57	43	33%
Lahaina	28	30	-7%
Lanai	9	11	-18%
Makawao/Olin/Halii	26	33	-21%
Maui Meadows	13	11	18%
Molokai	14	6	133%
Nahiku	2	1	100%
Napili/Kahana/ Hono	21	25	-16%
Olowalu	2	2	0%
Pukalani	34	28	21%
Sprecks/Paia/Kuau	12	14	-14%
Wailea/Makena	16	21	-24%
<b>MAUI SUMMARY</b>	<b>624</b>	<b>558</b>	<b>12%</b>

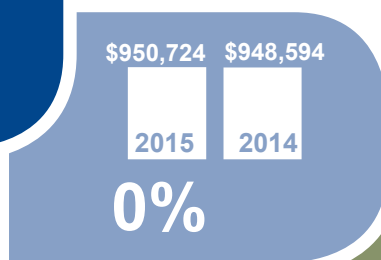
AVERAGE SALES PRICE			
	Current YTD Sales	Year Ago YTD	Percent Change
Central	\$525,637	\$455,361	15%
Haiku	\$1,075,871	\$763,618	41%
Hana	\$1,085,483	\$428,333	153%
Kaanapali	\$2,118,235	\$1,941,146	9%
Kahakuloa	\$656,000	\$0	N/A
Kapalua	\$3,061,111	\$3,419,400	-10%
Kihei	\$982,278	\$785,686	25%
Kipahulu	\$0	\$0	N/A
Kula/Ulu/Kanao	\$861,472	\$887,995	-3%
Lahaina	\$1,221,030	\$1,307,583	-7%
Lanai	\$416,000	\$982,727	-58%
Makawao/Olin/Halii	\$642,975	\$579,818	11%
Maui Meadows	\$1,203,376	\$1,756,391	-31%
Molokai	\$591,009	\$249,833	137%
Nahiku	\$316,250	\$233,000	36%
Napili/Kahana/ Hono	\$903,370	\$1,245,276	-27%
Olowalu	\$1,482,500	\$3,562,500	-58%
Pukalani	\$684,647	\$638,962	7%
Sprecks/Paia/Kuau	\$988,458	\$2,361,911	-58%
Wailea/Makena	\$5,129,688	\$3,484,190	47%
<b>MAUI SUMMARY</b>	<b>\$950,724</b>	<b>\$948,594</b>	<b>0%</b>

MEDIAN SALES PRICE			
	Current YTD Sales	Year Ago YTD	Percent Change
Central	\$510,000	\$428,000	19%
Haiku	\$707,000	\$652,500	8%
Hana	\$704,000	\$367,000	92%
Kaanapali	\$2,000,000	\$1,767,500	13%
Kahakuloa	\$656,000	\$0	N/A
Kapalua	\$3,196,000	\$3,250,000	-2%
Kihei	\$625,000	\$597,500	5%
Kipahulu	\$0	\$0	N/A
Kula/Ulu/Kanao	\$759,000	\$844,995	-10%
Lahaina	\$712,500	\$840,000	-15%
Lanai	\$360,000	\$440,000	-18%
Makawao/Olin/Halii	\$480,000	\$525,000	-9%
Maui Meadows	\$925,000	\$1,050,000	-12%
Molokai	\$350,000	\$232,000	51%
Nahiku	\$316,250	\$233,000	36%
Napili/Kahana/ Hono	\$940,000	\$760,000	24%
Olowalu	\$1,482,500	\$3,562,500	-58%
Pukalani	\$611,500	\$578,250	6%
Sprecks/Paia/Kuau	\$626,750	\$1,120,000	-44%
Wailea/Makena	\$2,725,000	\$2,850,000	-4%
<b>MAUI SUMMARY</b>	<b>\$599,500</b>	<b>\$571,250</b>	<b>5%</b>

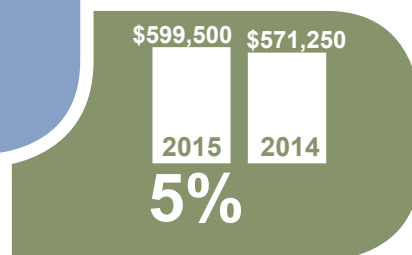
## Number of Sales



## Average Sales Price

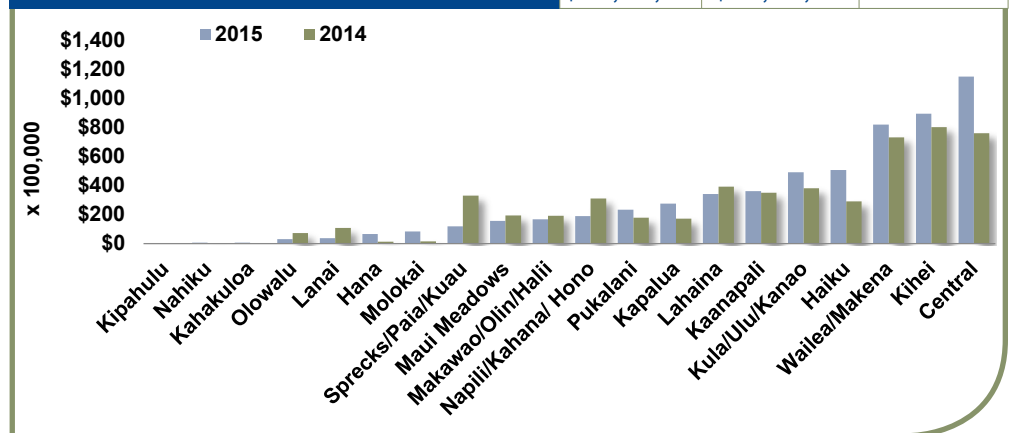


## Median Sales Price



## Single Family Residence Sales Volume YTD 2015 vs 2014

2015	Total Top Dollar Volume	
	2015	2014
\$593,251,624	\$529,315,535	12%



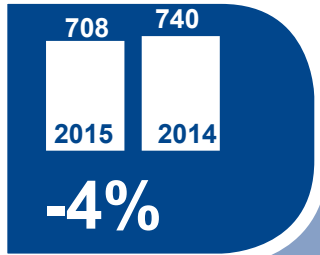
\*All information taken from Realtors Association of Maui. MLS Sales Data information shown herein, while not guaranteed, is derived from sources deemed reliable. Old Republic is providing this information as a free customer service and makes no warranties or representations as to its accuracy.

NUMBER OF SALES			
	Current YTD Sales	Year Ago YTD	Percent Change
Central	69	91	-24%
Haiku	0	0	N/A
Hana	0	0	N/A
Kaanapali	66	104	-37%
Kapalua	21	19	11%
Kihei	267	248	8%
Kula/Ulu/Kanao	-	-	-
Lahaina	62	43	44%
Lanai	3	4	-25%
Maalaea	23	23	0%
Molokai	12	8	50%
Napili/Kahana/ Hono	111	135	-18%
Pukalani	1	0	N/A
Sprecks/Paia/Kuau	2	3	-33%
Wailea/Makena	71	62	15%
<b>MAUI SUMMARY</b>	<b>708</b>	<b>740</b>	<b>-4%</b>

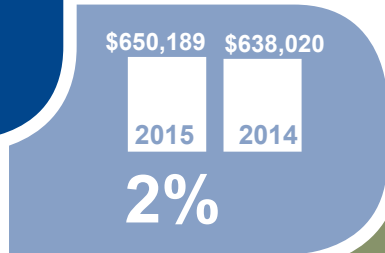
AVERAGE SALES PRICE			
	Current YTD Sales	Year Ago YTD	Percent Change
Central	\$313,437	\$279,533	12%
Haiku	\$0	\$0	N/A
Hana	\$0	\$0	N/A
Kaanapali	\$1,378,509	\$1,173,210	17%
Kapalua	\$1,769,952	\$1,746,474	1%
Kihei	\$412,821	\$397,717	4%
Kula/Ulu/Kanao	-	-	-
Lahaina	\$436,087	\$495,888	-12%
Lanai	\$1,308,000	\$1,893,750	-31%
Maalaea	\$386,326	\$437,552	-12%
Molokai	\$103,708	\$131,249	-21%
Napili/Kahana/ Hono	\$451,659	\$442,779	2%
Pukalani	\$490,000	\$0	N/A
Sprecks/Paia/Kuau	\$1,014,250	\$1,133,000	-10%
Wailea/Makena	\$1,501,248	\$1,446,464	4%
<b>MAUI SUMMARY</b>	<b>\$650,189</b>	<b>\$638,020</b>	<b>2%</b>

MEDIAN SALES PRICE			
	Current YTD Sales	Year Ago YTD	Percent Change
Central	\$310,000	\$270,000	15%
Haiku	\$0	\$0	N/A
Hana	\$0	\$0	N/A
Kaanapali	\$1,187,500	\$822,450	44%
Kapalua	\$900,000	\$1,200,000	-25%
Kihei	\$342,000	\$317,500	8%
Kula/Ulu/Kanao	-	-	-
Lahaina	\$412,500	\$410,000	1%
Lanai	\$1,800,000	\$1,725,000	4%
Maalaea	\$350,000	\$380,000	-8%
Molokai	\$98,000	\$127,495	-23%
Napili/Kahana/ Hono	\$405,600	\$389,000	4%
Pukalani	\$490,000	\$0	N/A
Sprecks/Paia/Kuau	\$1,014,250	\$279,000	264%
Wailea/Makena	\$1,045,000	\$1,000,000	5%
<b>MAUI SUMMARY</b>	<b>\$414,450</b>	<b>\$417,500</b>	<b>-1%</b>

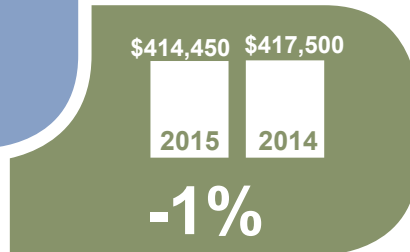
## Number of Sales



## Average Sales Price

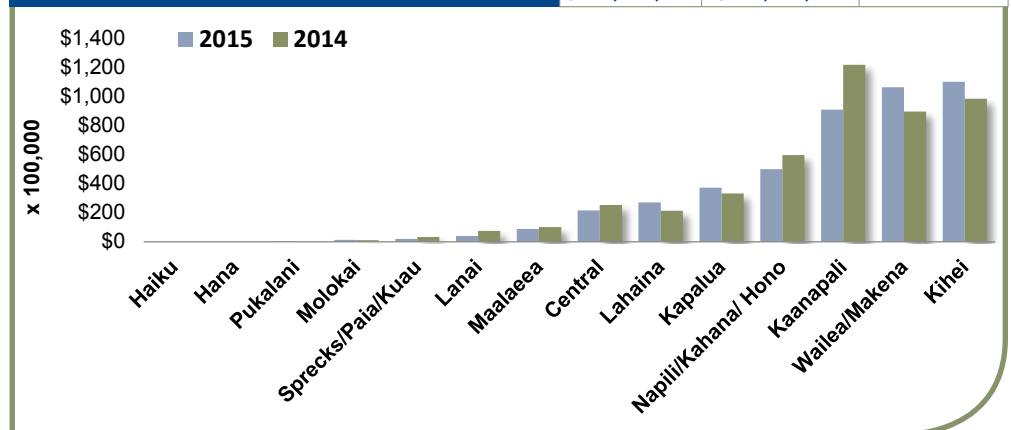


## Median Sales Price



## Condominium Sales Volume YTD 2015 vs 2014

Total Top Dollar Volume		
2015	2014	Percent Change
\$460,333,680	\$472,134,911	-2%



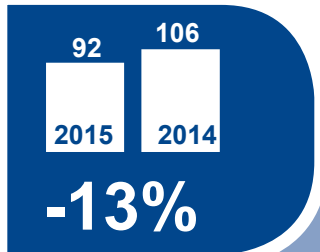
\*All information taken from Realtors Association of Maui. MLS Sales Data information shown herein, while not guaranteed, is derived from sources deemed reliable. Old Republic is providing this information as a free customer service and makes no warranties or representations as to its accuracy.

NUMBER OF SALES			
	Current YTD Sales	Year Ago YTD	Percent Change
Central	15	13	15%
Haiku	12	12	0%
Hana	3	8	-63%
Honokohau	1	0	N/A
Kaanapali	10	18	-44%
Kahakuloa	1	1	0%
Kapalua	2	1	100%
Kaupo	1	0	N/A
Keanae	0	1	-100%
Kihei	11	10	10%
Kula/Ulu/Kanao	13	11	18%
Lahaina	5	10	-50%
Lanai	1	0	N/A
Makawao/Olin/Halii	4	5	-20%
Maui Meadows	0	0	N/A
Molokai	4	4	0%
Nahiku	0	1	-100%
Napili/Kahana/ Hono	0	3	-100%
Olowalu	2	0	N/A
Pukalanai	2	1	100%
Sprecks/Paia/Kuau	0	3	-100%
Wailea/Makena	5	4	25%
<b>MAUI SUMMARY</b>	<b>92</b>	<b>106</b>	<b>-13%</b>

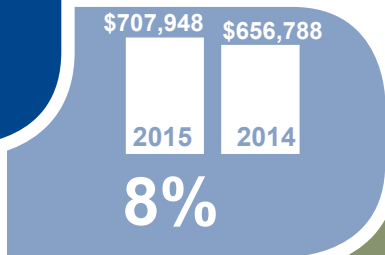
AVERAGE SALES PRICE			
	Current YTD Sales	Year Ago YTD	Percent Change
Central	\$471,916	\$406,692	16%
Haiku	\$552,083	\$647,333	-15%
Hana	\$296,667	\$976,587	-70%
Honokohau	\$300,000	\$0	N/A
Kaanapali	\$611,475	\$613,849	0%
Kahakuloa	\$377,000	\$1,600,000	-76%
Kapalua	\$2,950,000	\$1,075,000	174%
Kaupo	\$468,000	\$0	N/A
Keanae	\$0	\$1,000,000	-100%
Kihei	\$458,864	\$392,400	17%
Kula/Ulu/Kanao	\$468,942	\$558,955	-16%
Lahaina	\$757,000	\$975,400	-22%
Lanai	\$20,000	\$0	N/A
Makawao/Olin/Halii	\$828,750	\$715,500	16%
Maui Meadows	\$0	\$0	N/A
Molokai	\$101,000	\$89,500	13%
Nahiku	\$0	\$227,500	-100%
Napili/Kahana/ Hono	\$0	\$696,000	-100%
Olowalu	\$875,000	\$0	N/A
Pukalanai	\$1,075,000	\$200,000	438%
Sprecks/Paia/Kuau	\$0	\$925,000	-100%
Wailea/Makena	\$2,962,000	\$1,243,750	138%
<b>MAUI SUMMARY</b>	<b>\$707,948</b>	<b>\$656,788</b>	<b>8%</b>

MEDIAN SALES PRICE			
	Current YTD Sales	Year Ago YTD	Percent Change
Central	\$290,000	\$280,000	4%
Haiku	\$470,000	\$520,000	-10%
Hana	\$310,000	\$412,500	-25%
Honokohau	\$300,000	\$0	N/A
Kaanapali	\$592,500	\$576,933	3%
Kahakuloa	\$377,000	\$1,600,000	-76%
Kapalua	\$2,950,000	\$1,075,000	174%
Kaupo	\$468,000	\$0	N/A
Keanae	\$0	\$1,000,000	-100%
Kihei	\$490,000	\$320,000	53%
Kula/Ulu/Kanao	\$445,000	\$675,000	-34%
Lahaina	\$620,000	\$707,500	-12%
Lanai	\$20,000	\$0	N/A
Makawao/Olin/Halii	\$300,000	\$352,500	-15%
Maui Meadows	\$0	\$0	N/A
Molokai	\$115,000	\$91,500	26%
Nahiku	\$0	\$227,500	-100%
Napili/Kahana/ Hono	\$0	\$725,000	-100%
Olowalu	\$875,000	\$0	N/A
Pukalanai	\$1,075,000	\$200,000	438%
Sprecks/Paia/Kuau	\$0	\$900,000	-100%
Wailea/Makena	\$1,430,000	\$1,355,000	6%
<b>MAUI SUMMARY</b>	<b>\$490,000</b>	<b>\$540,500</b>	<b>-9%</b>

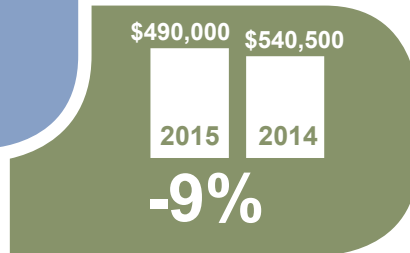
**Number of Sales**



**Average Sales Price**

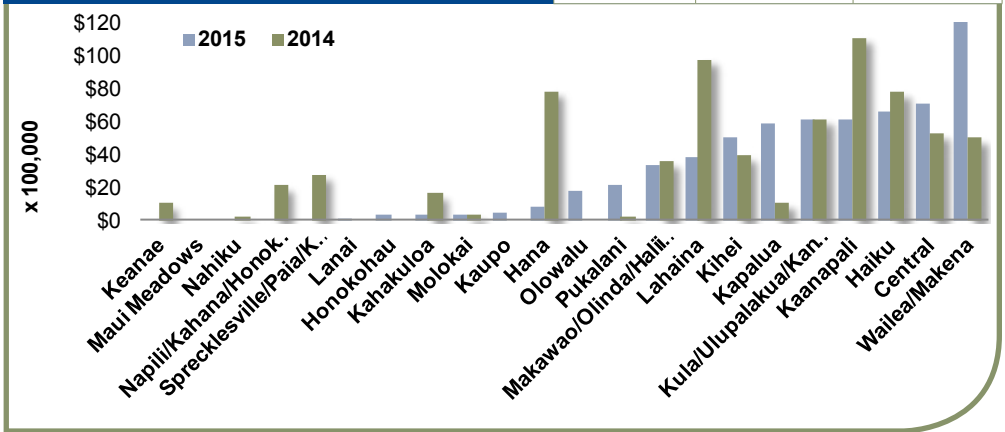


**Median Sales Price**



**Land Sales Volume YTD 2015 vs 2014**

Total Top Dollar Volume		
2015	2014	Percent Change
\$65,131,241	\$69,619,475	-6%



\*All information taken from Realtors Association of Maui. MLS Sales Data information shown herein, while not guaranteed, is derived from sources deemed reliable. Old Republic is providing this information as a free customer service and makes no warranties or representations as to its accuracy.