



<u>SINGLE FAMILY RESIDENTIAL SALES</u>	JULY 2012 Units	JULY 2013 Units	JULY 2012 Median Price	JULY 2013 Median Price	<u>CONDOMINIUM SALES</u>	JULY 2012 Units	JULY 2013 Units	JULY 2012 Median Price	JULY 2013 Median Price	<u>LAND SALES</u>	JULY 2012 Units	JULY 2013 Units	JULY 2012 Median Price	JULY 2013 Median Price
Puna	49	56	\$160,000	\$161,500	Puna	0	0	\$0	\$0	Puna	55	76	\$18,500	\$15,000
South Hilo	13	18	\$280,000	\$312,000	South Hilo	4	7	\$107,000	\$68,000	South Hilo	3	6	\$100,000	\$177,500
North Hilo	2	3	\$350,000	\$410,000	North Hilo	0	0	\$0	\$0	North Hilo	0	1	\$0	\$170,000
Hamakua	2	8	\$213,500	\$317,500	Hamakua	0	0	\$0	\$0	Hamakua	1	4	\$230,000	\$242,500
North Kohala	1	7	\$875,000	\$475,000	North Kohala	0	0	\$0	\$0	North Kohala	0	2	\$0	\$217,500
South Kohala	17	19	\$319,000	\$380,000	South Kohala	18	23	\$345,000	\$359,900	South Kohala	5	7	\$171,000	\$175,000
North Kona	44	36	\$378,000	\$437,500	North Kona	34	31	\$171,500	\$230,000	North Kona	8	19	\$173,700	\$180,000
South Kona	5	5	\$440,000	\$585,000	South Kona	0	0	\$0	\$0	South Kona	0	6	\$0	\$99,000
Ka'u	8	7	\$128,500	\$238,000	Ka'u	0	0	\$0	\$0	Ka'u	13	8	\$15,000	\$7,725
SUMMARY	141	159	\$260,000	\$290,000	SUMMARY	56	61	\$217,500	\$239,000	SUMMARY	85	129	\$21,000	\$30,000

Big Island Active Listings*			
Month	Residential	Condominium	Vacant Land
Jul-12	23	2	36
Aug-12	22	11	80
Sep-12	33	7	53
Oct-12	45	12	70
Nov-12	44	10	85
Dec-12	44	8	96
Jan-13	77	24	134
Feb-13	69	15	132
Mar-13	62	23	171
Apr-13	96	24	153
May-13	122	31	166
Jun-13	127	33	145
July-13	130	33	150

*Source: Hawaii Information Services

KAILUA-KONA OFFICE | 75-5722 KUAKINI HIGHWAY, SUITE #108 |
KAILUA-KONA, HI 96740 | 327-3700 | FAX (866) 745-2082 | ORTC.COM



JODIE FELTMANN
VP, Branch Manager,
Escrow Officer
JFeltmann@ortc.com



ANGELA BYERLY
Escrow Officer
AByerly@ortc.com



DONNA LEE
Escrow Assistant
DLee@ortc.com



SHERRY ORTIZ
Escrow Assistant
SherryO@ortc.com



ELIZABETH GARSKE
Escrow Coordinator
Assistant
EGarske@ortc.com



KATHLEEN KAHAI
Escrow Coordinator
KKahai@ortc.com
808-443-7561



JENNI LEE
Account Executive
JenniL@ortc.com
808-567-7685

Our Promise

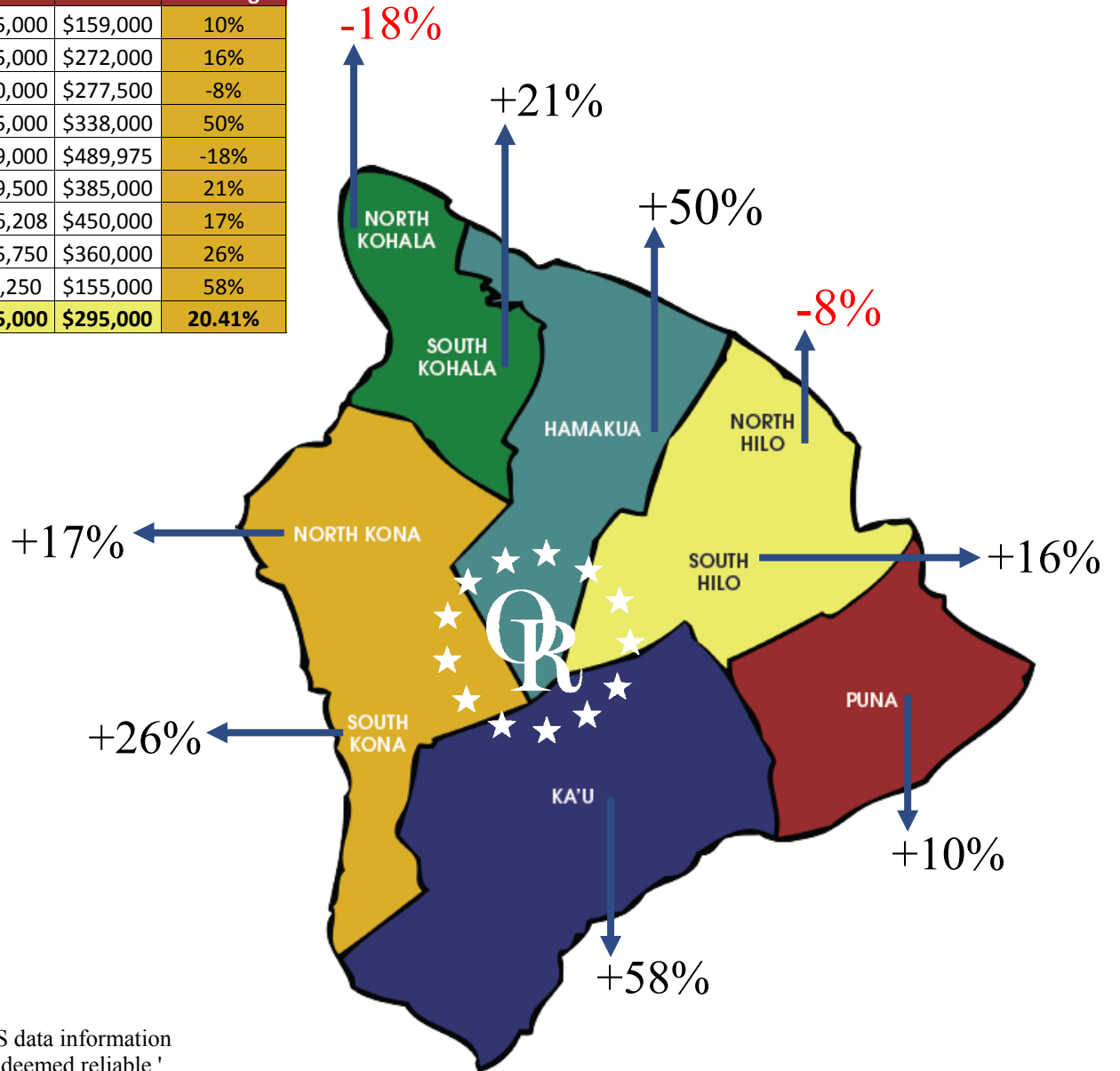
"We increase the value of real estate transactions for all participants by identifying, underwriting and managing each transaction with the highest standards of technical skill, client service and professional integrity"

2013 SINGLE FAMILY Year to Date Median Sales Price

(comparing 01/01/2012 thru 07/31/2012 with 01/01/2013 thru 07/31/2013)

SINGLE FAMILY Year to Date Sales	2012	2013	% Change
Puna	283	302	7%
South Hilo	114	135	18%
North Hilo	11	16	45%
Hamakua	24	31	29%
North Kohala	29	44	52%
South Kohala	120	132	10%
North Kona	258	296	15%
South Kona	32	44	38%
Ka'u	58	57	-2%
SUMMARY	929	1057	13.78%

2012 Median Sales Price	2013 Median Sales Price	% Change
\$145,000	\$159,000	10%
\$235,000	\$272,000	16%
\$300,000	\$277,500	-8%
\$225,000	\$338,000	50%
\$599,000	\$489,975	-18%
\$319,500	\$385,000	21%
\$386,208	\$450,000	17%
\$285,750	\$360,000	26%
\$98,250	\$155,000	58%
\$245,000	\$295,000	20.41%



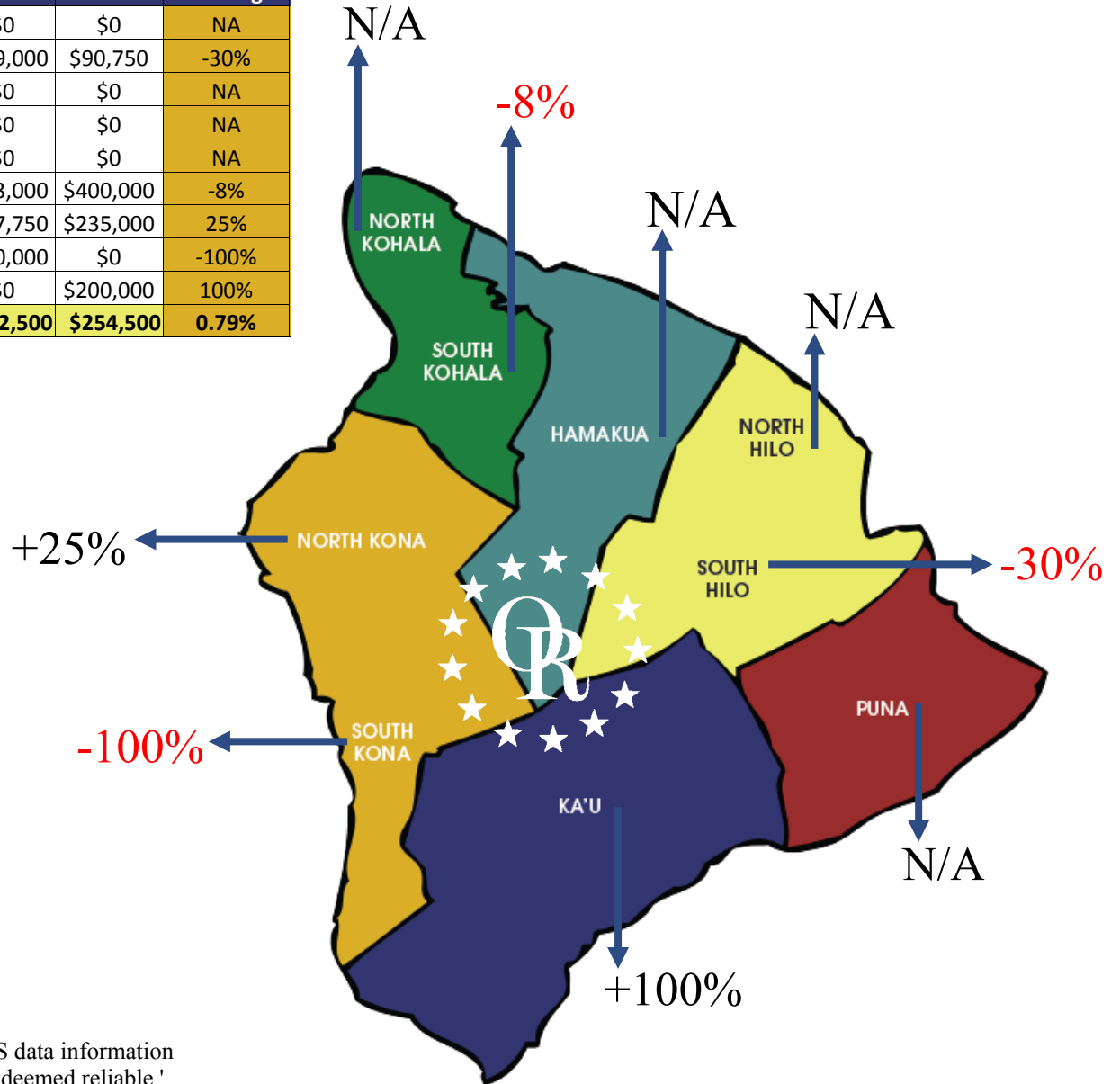
'All information taken from the Kauai Board of Realtors. MLS data information shown herein, while not guaranteed, is derived from sources deemed reliable.'

2013 CONDOMINIUM Year to Date Median Sales Price

(comparing 01/01/2012 thru 07/31/2012 with 01/01/2013 thru 07/31/2013)

CONDOMINIUM Year to Date Sales	2012	2013	% Change
Puna	0	0	NA
South Hilo	25	34	36%
North Hilo	0	0	NA
Hamakua	0	0	NA
North Kohala	0	0	NA
South Kohala	136	116	-15%
North Kona	214	219	2%
South Kona	1	0	-100%
Ka'u	0	1	100%
SUMMARY	376	370	-1.60%

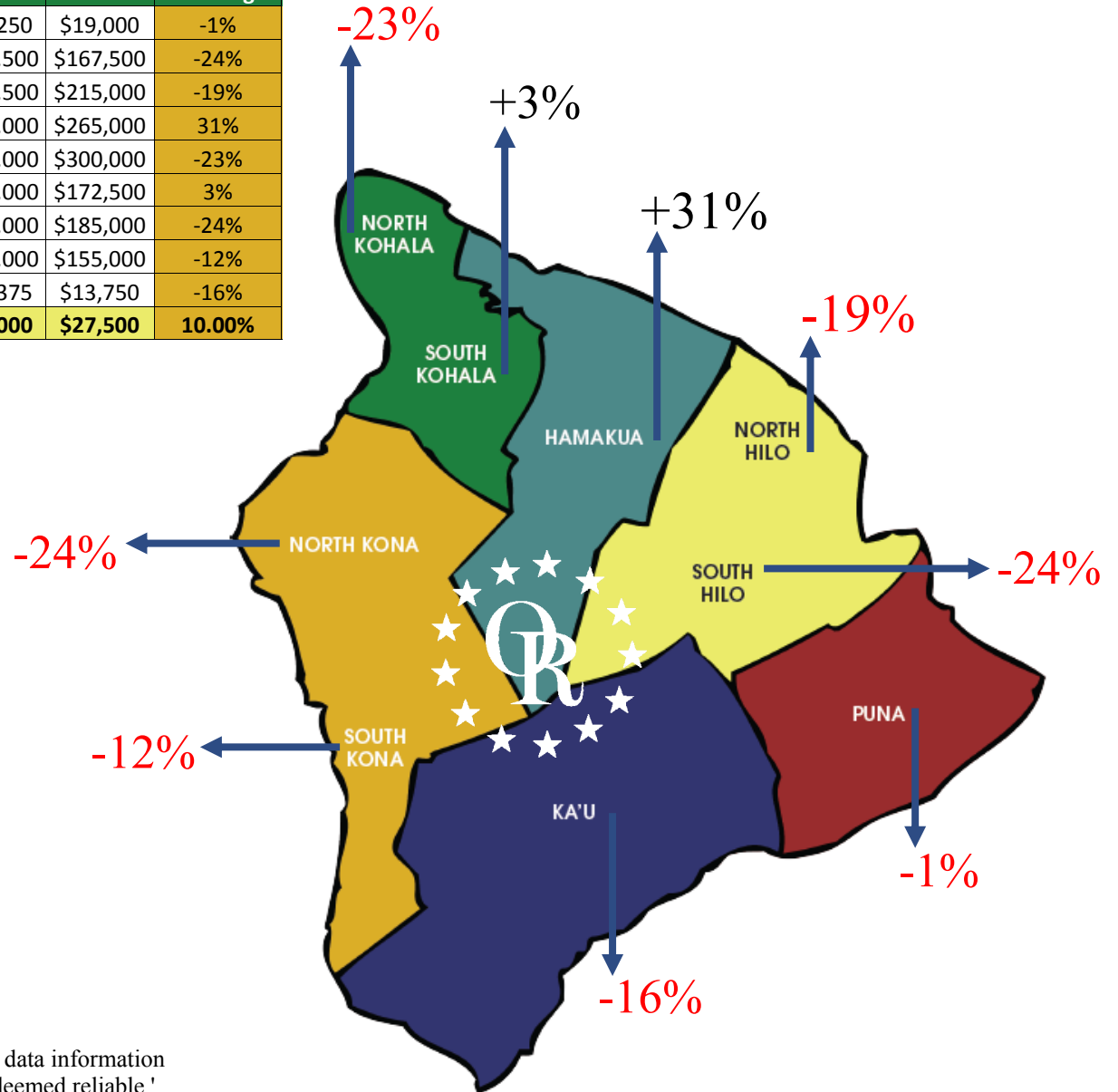
2012 Median Sales Price	2013 Median Sales Price	% Change
\$0	\$0	NA
\$129,000	\$90,750	-30%
\$0	\$0	NA
\$0	\$0	NA
\$0	\$0	NA
\$433,000	\$400,000	-8%
\$187,750	\$235,000	25%
\$160,000	\$0	-100%
\$0	\$200,000	100%
\$252,500	\$254,500	0.79%



'All information taken from the Kauai Board of Realtors. MLS data information shown herein, while not guaranteed, is derived from sources deemed reliable.'

<u>LAND</u> Year to Date Sales	2012	2013	% Change
Puna	332	491	48%
South Hilo	29	52	79%
North Hilo	6	8	33%
Hamakua	11	15	36%
North Kohala	21	30	43%
South Kohala	26	38	46%
North Kona	54	103	91%
South Kona	14	27	93%
Ka'u	76	106	39%
SUMMARY	569	870	52.90%

2012 Median Sales Price	2013 Median Sales Price	% Change
\$19,250	\$19,000	-1%
\$220,500	\$167,500	-24%
\$264,500	\$215,000	-19%
\$202,000	\$265,000	31%
\$390,000	\$300,000	-23%
\$168,000	\$172,500	3%
\$245,000	\$185,000	-24%
\$177,000	\$155,000	-12%
\$16,375	\$13,750	-16%
\$25,000	\$27,500	10.00%



'All information taken from the Kauai Board of Realtors. MLS data information shown herein, while not guaranteed, is derived from sources deemed reliable.'